

Scaled data based on original data using
LM-79-08 Approved Method: Electrical and Photometric Measurements of Solid-
State Lighting Products

Test Report Prepared for
Cooper Lighting Solutions
(formerly Eaton)

Brand: McGRAW-EDISON

Report Number: P385717

Luminaire Tested: **GWC-SA1B-735-U-SL4**

Issue Date: 3/3/2020

Test Information

Test Method: LM-79-08
Report Number: P385717
TEST IS SCALED FROM IESNA LM-79-08 TEST DATA (G2-1903-205-24)
Test Lab: INNOVATION CENTER
Issue Date: 3/3/2020
Manufacturer: COOPER LIGHTING SOLUTIONS (FORMERLY EATON)
Product Line: MCGRAW-EDISON
Catalog Number: GWC-SA1B-735-U-SL4
Description: GALLEON WALL LUMINAIRE
(1) 70 CRI, 3500K, 800mA LIGHTSQUARE WITH 16 LEDS AND TYPE IV SPILL LIGHT
ELIMINATOR OPTICS
Light Source: -
Ballast/Driver: ELECTRONIC DRIVER

Summary

Lumens per Lamp: N/A
Luminaire Lumens: 5447.6 lumens
Efficiency: N/A
Efficacy: 123.8 lumens/watt
Luminous Opening: Rectangular (W 0.5' x L: 0.5' x H: 0')
IES Classification: Type IV - Short
BUG Rating: B1 - U0 - G2

Input Watts (W): 44
Input Voltage (V): NR
Input Current (A_{in}): NR
Voltage Rise (V): NR
Power Factor: NR
Total Harmonic Distortion (THDi): NR
Frequency (hertz): 60
Stabilization Time: NR
Operation Time: NR
Ambient Temperature (°C): NR
Test Distance: 24 FT



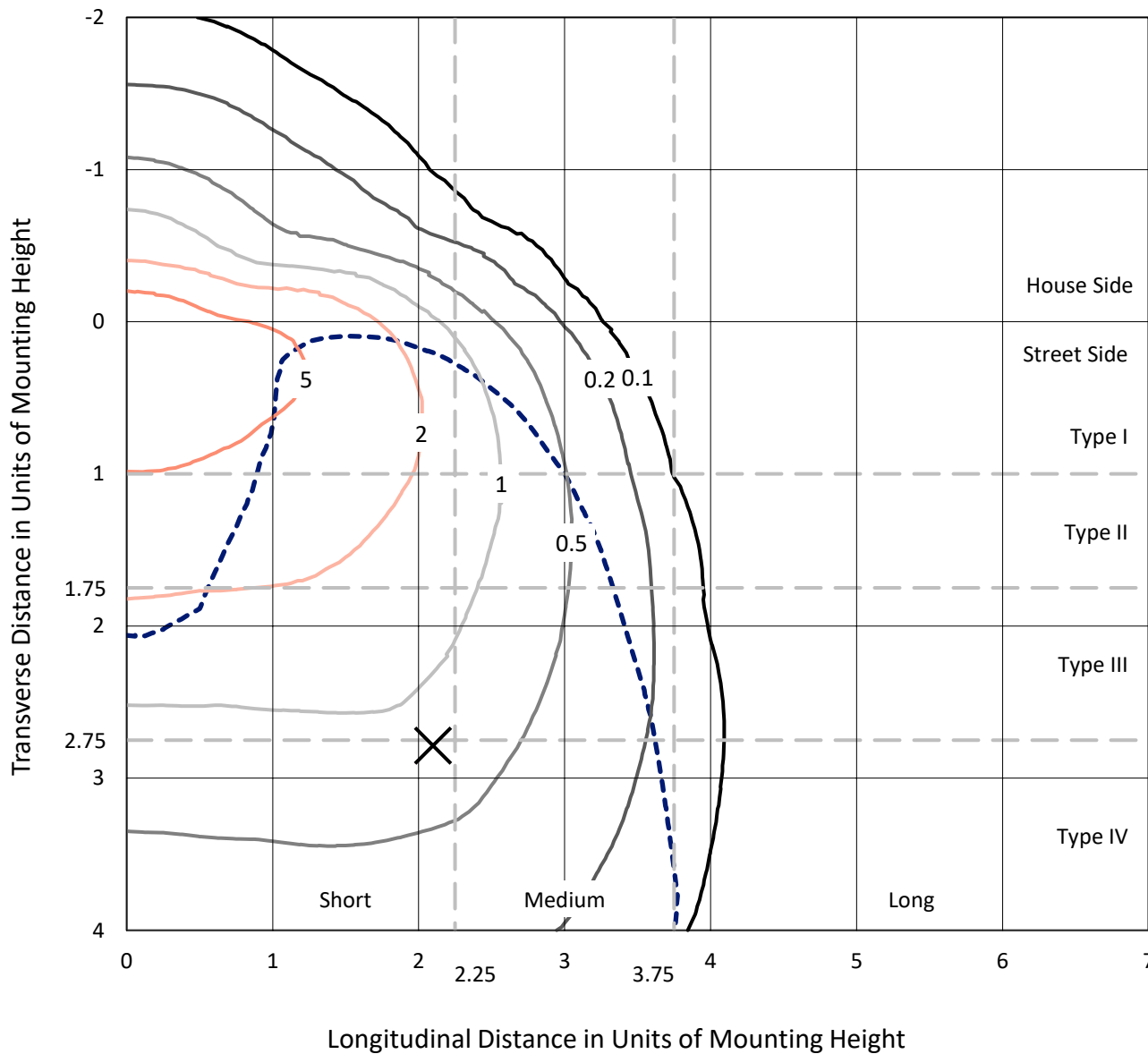
REPORT NUMBER: P385717

CATALOG NUMBER: GWC-SA1B-735-U-SL4

Iso-Footcandle Lines of Horizontal Illumination

× Max cd

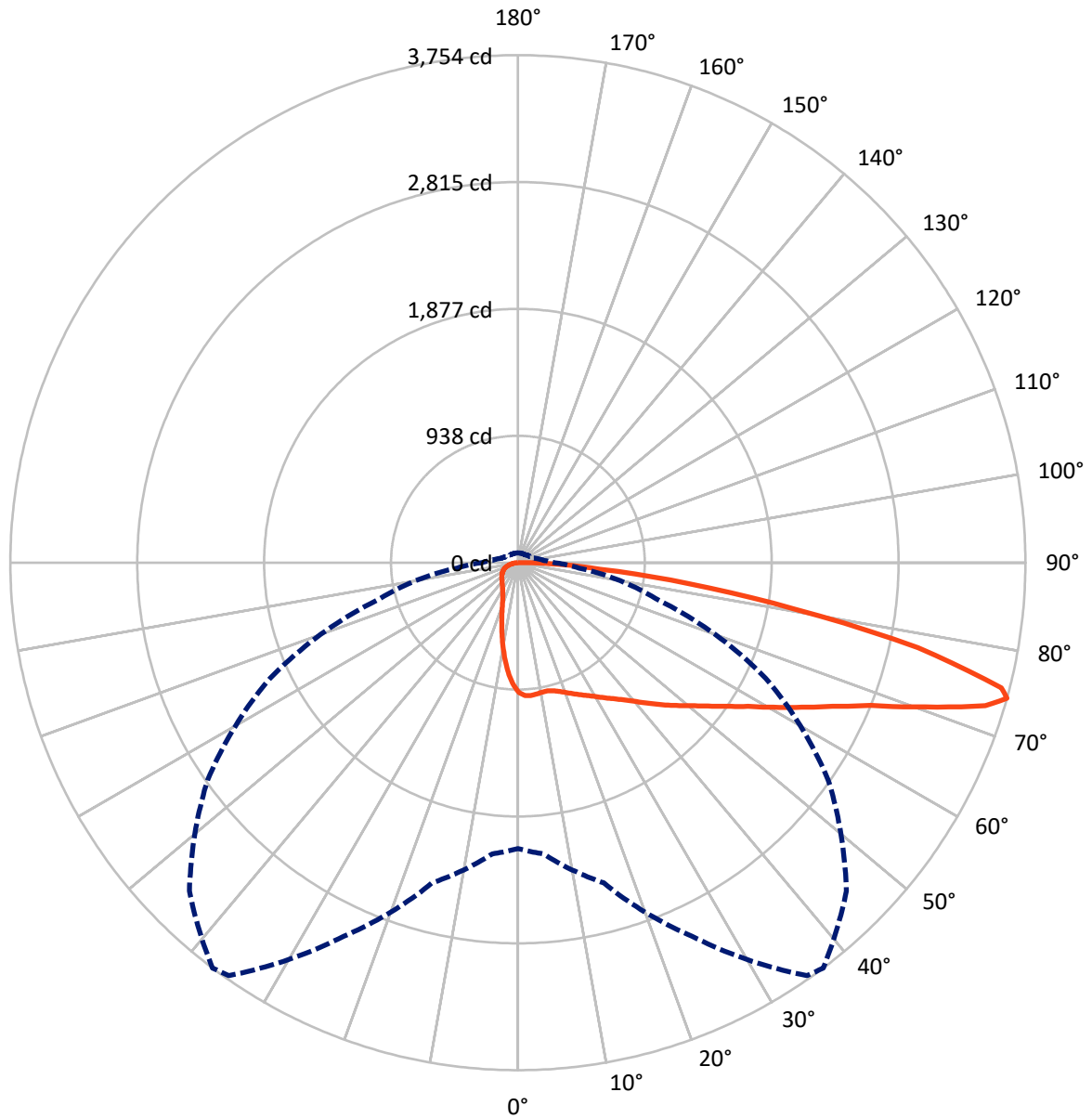
--- 1/2 Max cd



Based on 10 foot mounting height. Maximum calculated value = 9.8 fc
 Type IV - Short - N/A

REPORT NUMBER: P385717
CATALOG NUMBER: GWC-SA1B-735-U-SL4

Luminous Intensity Polar Plot



— Vertical Plane Through 37-Deg Lateral - - - Horizontal Cone Through 74-Deg Vertical

REPORT NUMBER: P385717

CATALOG NUMBER: GWC-SA1B-735-U-SL4

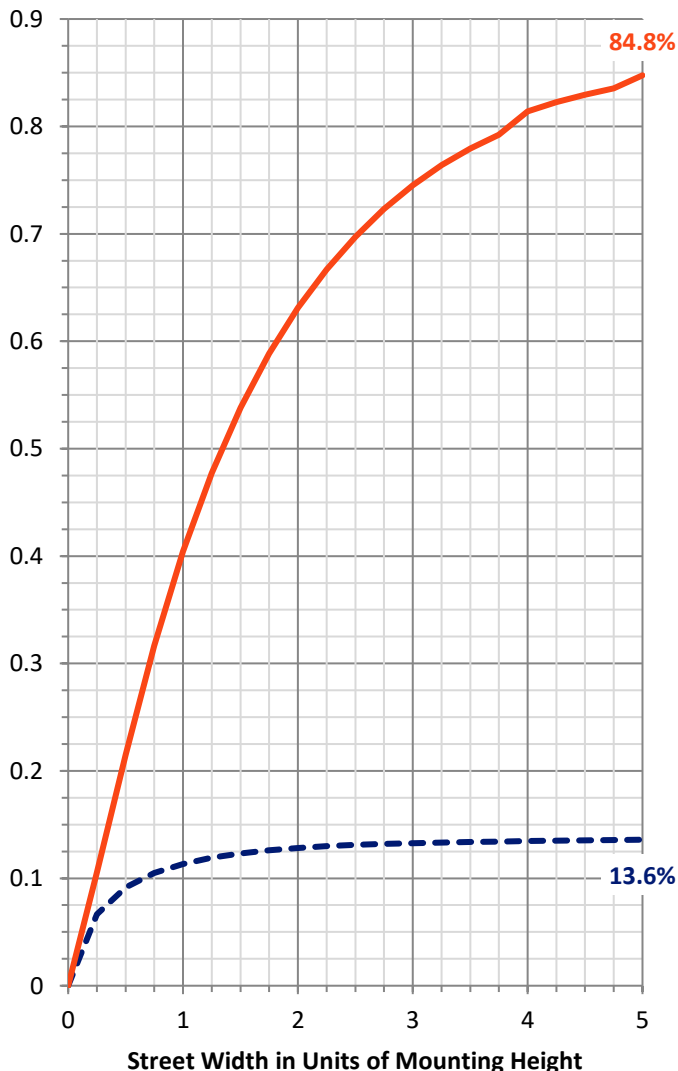
FLUX DISTRIBUTION:

		Downward	Upward	Total
House Side	Lumens	749.6	0.0	749.6
	% Fixture	13.8	0.0	13.8
Street Side	Lumens	4698.0	0.0	4698.0
	% Fixture	86.2	0.0	86.2
Total	Lumens	5447.6	0.0	5447.6
	% Fixture	100.0	0.0	100.0

ZONAL LUMENS:

Zone	Lumens	% Fixture
0°-10°	84.5	1.6
10°-20°	216.7	4.0
20°-30°	333.8	6.1
30°-40°	485.4	8.9
40°-50°	714.5	13.1
50°-60°	1003.4	18.4
60°-70°	1269.9	23.3
70°-80°	1118.2	20.5
80°-90°	221.1	4.1
90°-100°	0.0	0.0
100°-110°	0.0	0.0
110°-120°	0.0	0.0
120°-130°	0.0	0.0
130°-140°	0.0	0.0
140°-150°	0.0	0.0
150°-160°	0.0	0.0
160°-170°	0.0	0.0
170°-180°	0.0	0.0
0°-90°	5447.6	100.0
0°-180°	5447.6	100.0

Coefficient of Utilization



REPORT NUMBER: P385717

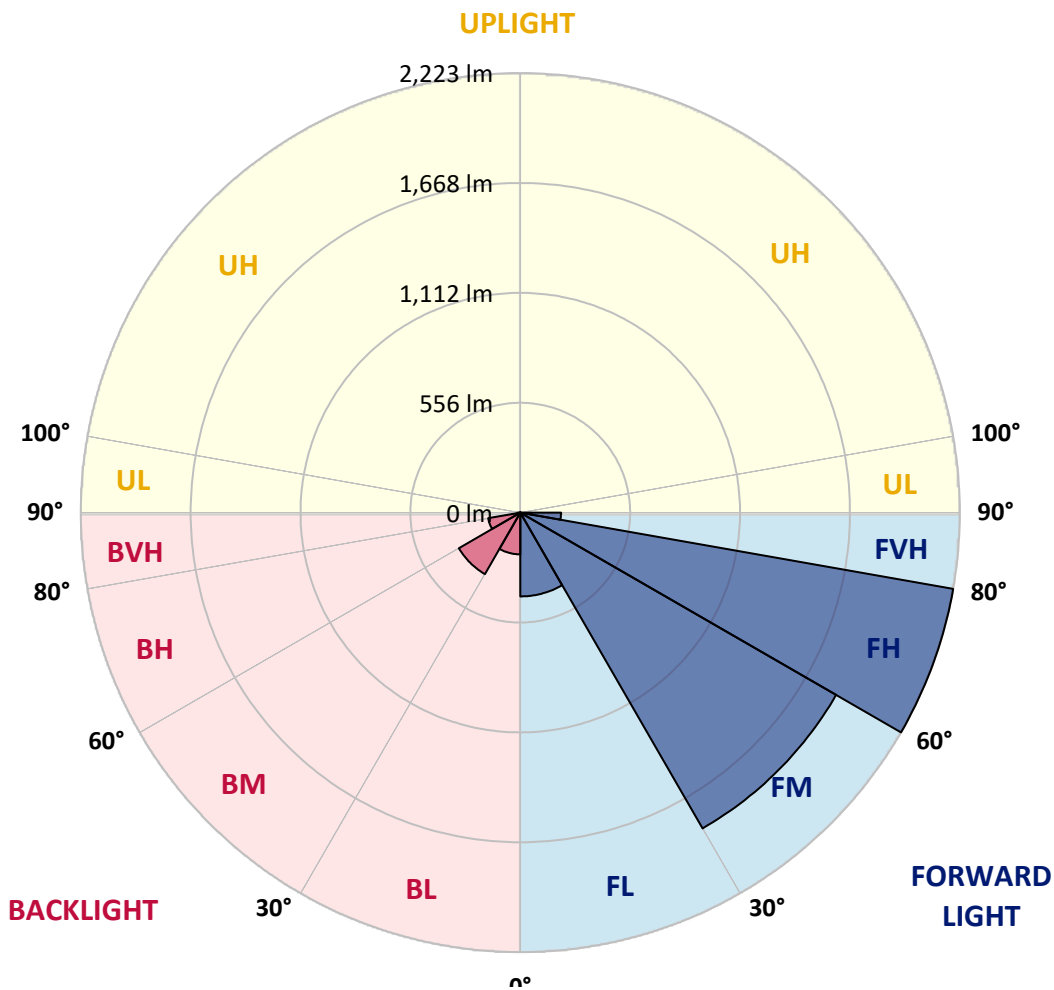
CATALOG NUMBER: GWC-SA1B-735-U-SL4

LUMINAIRE CLASSIFICATION SYSTEM LUMEN TABLE AND BUG RATING:

Zone	Lumens	% Fixture	Zone Rating/Lumen Limit		
			B	U	G
FL (0°-30°)	423.9	7.8			
FM (30°-60°)	1844.6	33.9			
FH (60°-80°)	2223.4	40.8			G2/5000
FVH (80°-90°)	206.1	3.8			G2/225
BL (0°-30°)	211.1	3.9	B1/500		
BM (30°-60°)	358.7	6.6	B1/1000		
BH (60°-80°)	164.8	3.0	B1/500		G1/500
BVH (80°-90°)	15.0	0.3			G1/100
UL (90°-100°)	0.0	0.0		U0/0	
UH (100°-180°)	0.0	0.0		U0/0	

BUG Rating: B1-U0-G2

Type IV Short





REPORT NUMBER: P385717

CATALOG NUMBER: GWC-SA1B-735-U-SL4

CANDELA DISTRIBUTION (FULL):

	0°	5°	15°	25°	35°	37°	45°	55°	65°	75°	85°
0°	959.9	959.9	959.9	959.9	959.9	959.9	959.9	959.9	959.9	959.9	959.9
2.5°	992.7	992.8	992.7	991.2	987.5	984.4	981.9	978.3	970.2	964.1	954.9
5°	1002.1	1000.9	1000.2	997.3	991.5	988.1	983.3	976.3	963.1	950.9	935.8
7.5°	997.6	996.3	994.5	991.2	984.6	981.7	975.0	966.0	950.0	933.9	912.4
10°	984.0	983.6	982.9	982.1	976.5	974.2	968.0	958.5	942.8	923.1	898.1
12.5°	968.9	969.8	972.9	976.9	974.4	973.3	969.5	962.9	946.8	925.7	895.3
15°	959.2	961.9	970.2	980.7	982.9	982.5	981.5	977.3	960.2	936.8	901.5
17.5°	956.0	960.4	976.1	993.6	999.7	1001.1	1001.5	994.2	975.2	950.5	907.8
20°	961.9	967.5	990.5	1014.5	1024.3	1025.1	1023.4	1010.7	989.4	962.1	911.3
22.5°	980.0	985.0	1013.8	1040.8	1051.9	1053.1	1047.9	1028.7	1004.4	975.9	916.1
25°	1014.7	1020.8	1049.7	1076.7	1082.5	1082.7	1075.1	1051.4	1023.9	995.4	926.4
27.5°	1060.0	1066.1	1092.0	1118.5	1115.4	1113.7	1103.6	1079.7	1049.5	1022.0	944.8
30°	1110.5	1117.2	1141.7	1160.5	1153.3	1149.8	1141.6	1110.8	1084.9	1058.5	973.1
32.5°	1162.7	1168.8	1190.3	1203.2	1194.0	1192.4	1180.0	1151.9	1131.2	1114.1	1018.8
35°	1216.2	1220.6	1241.7	1249.0	1236.7	1236.3	1232.9	1207.2	1194.2	1202.2	1085.1
37.5°	1270.9	1272.0	1290.1	1290.4	1286.8	1288.4	1292.0	1275.9	1279.5	1304.6	1171.5
40°	1319.7	1322.7	1335.7	1339.8	1346.2	1351.5	1369.7	1359.1	1387.4	1431.9	1279.0
42.5°	1355.7	1361.7	1382.6	1392.9	1413.5	1421.9	1447.6	1457.4	1514.2	1581.0	1406.7
45°	1386.3	1395.5	1429.0	1450.3	1485.0	1499.8	1536.7	1569.4	1657.6	1742.8	1541.3
47.5°	1419.2	1430.9	1473.0	1513.6	1560.8	1577.5	1644.5	1693.6	1810.5	1905.5	1668.1
50°	1467.8	1476.8	1517.9	1581.8	1640.7	1662.2	1754.9	1825.2	1966.0	2060.6	1778.1
52.5°	1535.5	1532.1	1566.8	1656.4	1735.4	1761.9	1872.7	1965.3	2123.5	2200.8	1870.9
55°	1603.6	1597.9	1622.2	1734.5	1846.0	1873.8	2002.4	2106.0	2273.3	2327.1	1942.1
57.5°	1679.4	1668.5	1689.0	1822.6	1971.9	2005.0	2147.6	2255.5	2420.7	2429.2	1987.4
60°	1757.5	1742.8	1765.8	1931.8	2131.7	2170.8	2317.7	2401.3	2559.7	2510.9	2002.0
62.5°	1825.8	1815.5	1851.0	2053.6	2311.9	2354.9	2484.6	2556.4	2696.6	2544.8	1949.4
65°	1885.6	1887.2	1948.7	2190.7	2512.8	2558.6	2676.1	2747.4	2804.5	2524.7	1826.4
67.5°	1956.7	1966.5	2071.3	2371.0	2765.8	2816.0	2954.8	2955.9	2864.8	2406.5	1584.3
70°	2060.6	2080.7	2240.0	2621.2	3125.4	3194.4	3301.5	3078.3	2780.1	2086.0	1246.5
72.5°	2152.6	2190.2	2419.3	2907.5	3563.6	3616.0	3504.3	3007.7	2426.5	1563.3	776.6
74°	2115.2	2161.8	2452.0	3048.5	3728.6	3753.7	3435.8	2801.6	2023.1	1082.7	451.3
75°	2034.6	2085.3	2404.4	3047.2	3707.7	3693.7	3270.4	2566.1	1666.2	738.4	300.3
77.5°	1642.0	1695.5	2026.0	2611.6	3040.2	3026.9	2512.2	1721.4	729.7	242.2	152.6
80°	954.6	995.6	1257.7	1658.5	2049.9	2074.0	1652.2	851.8	287.1	136.0	103.4
82.5°	424.0	452.3	607.5	846.6	1237.1	1268.0	865.3	446.3	177.3	82.7	62.2
85°	278.2	299.2	368.8	403.2	589.1	610.2	423.5	347.5	117.0	45.5	45.7
87.5°	200.2	220.3	274.0	239.3	270.4	256.0	230.4	321.6	47.0	25.9	15.3
90°	0.0	0.0	0.0	0.0	0.0	0.0	0.0	0.0	0.0	0.0	0.0



REPORT NUMBER: P385717
 CATALOG NUMBER: GWC-SA1B-735-U-SL4

CANDELA DISTRIBUTION (continued):

	90°	95°	105°	115°	125°	135°	145°	155°	165°	175°	180°
0°	959.9	959.9	959.9	959.9	959.9	959.9	959.9	959.9	959.9	959.9	959.9
2.5°	950.9	947.8	940.8	927.7	920.5	914.3	904.2	898.2	895.5	895.3	896.6
5°	927.2	920.1	902.3	880.4	862.9	847.1	827.2	815.3	806.9	801.9	803.3
7.5°	899.8	888.7	860.7	825.7	797.7	766.8	736.3	718.1	703.9	693.3	695.2
10°	881.0	865.7	824.8	774.4	727.8	682.9	640.9	615.8	595.9	580.5	581.6
12.5°	874.7	853.9	797.3	730.1	664.7	603.3	548.4	509.8	489.3	471.9	473.2
15°	875.6	847.8	774.2	690.3	607.9	530.6	464.0	418.9	391.1	379.0	379.1
17.5°	876.4	840.7	750.1	647.4	551.7	462.7	390.3	344.7	318.4	307.2	307.4
20°	873.8	829.2	720.1	598.3	493.0	400.3	330.2	291.5	271.5	262.9	262.9
22.5°	870.6	815.5	686.4	549.0	435.0	346.2	287.3	257.7	246.2	240.5	240.2
25°	872.1	805.3	651.8	498.3	381.7	303.0	258.7	239.1	231.5	227.8	227.6
27.5°	880.4	800.6	620.0	447.9	335.1	270.5	239.5	225.6	220.7	218.4	218.4
30°	895.3	800.6	586.8	404.9	296.3	246.6	224.7	215.3	211.8	210.3	210.3
32.5°	921.5	805.0	554.7	362.3	265.4	227.8	212.4	206.1	203.4	202.6	202.6
35°	966.4	819.9	523.5	322.0	240.5	212.4	200.7	197.1	195.1	194.9	195.6
37.5°	1029.5	850.4	494.1	292.2	222.8	199.9	190.9	188.1	186.9	187.9	188.6
40°	1109.0	891.9	467.4	265.4	209.4	189.9	181.9	180.0	179.4	180.7	181.9
42.5°	1204.9	947.9	445.6	246.0	199.0	181.5	174.3	171.9	171.3	172.8	174.4
45°	1308.7	1008.2	430.2	231.7	190.9	175.2	167.5	165.1	163.8	164.7	166.4
47.5°	1403.1	1065.2	424.0	221.4	183.3	169.8	161.6	158.5	156.6	156.2	157.5
50°	1482.7	1107.5	427.0	215.3	177.1	163.8	155.8	152.4	149.5	147.8	148.7
52.5°	1540.7	1134.2	429.7	212.6	172.3	157.3	149.5	146.3	142.4	139.5	139.5
55°	1582.7	1140.4	423.7	210.5	168.7	150.2	142.4	139.3	135.5	132.2	131.8
57.5°	1599.2	1123.1	401.6	207.4	166.2	143.5	134.9	132.6	129.4	125.5	125.3
60°	1577.0	1069.8	359.0	200.9	162.9	138.0	127.4	125.9	124.4	120.7	120.5
62.5°	1487.5	952.7	304.0	187.7	156.4	132.0	120.5	121.3	121.5	118.9	118.6
65°	1325.4	791.9	250.3	170.4	146.6	124.9	113.4	117.0	119.2	118.7	118.2
67.5°	1089.8	616.3	212.0	152.2	133.8	115.2	105.8	109.9	111.7	113.0	112.6
70°	808.8	434.7	175.4	133.0	118.2	103.6	95.7	97.9	96.8	98.3	98.8
72.5°	450.9	260.8	143.0	113.8	102.1	90.2	84.6	84.3	81.7	81.7	81.7
74°	270.5	191.4	125.7	101.9	92.3	81.4	76.6	74.9	72.5	72.7	72.5
75°	217.6	164.5	115.4	94.0	85.4	76.2	71.4	69.0	67.4	67.4	67.2
77.5°	137.4	124.9	92.9	74.9	68.3	62.8	59.5	56.5	56.5	56.3	56.0
80°	103.8	99.4	72.3	56.6	52.4	48.2	46.0	44.7	44.7	45.3	45.1
82.5°	71.2	74.9	50.8	39.5	37.4	34.4	34.0	34.2	33.5	32.8	32.6
85°	52.0	56.3	34.4	25.0	22.8	20.9	22.5	23.2	22.3	20.6	19.7
87.5°	19.9	36.8	18.4	10.3	9.6	8.3	9.6	10.0	10.7	8.5	8.6
90°	0.0	0.0	0.0	0.0	0.0	0.0	0.0	0.0	0.0	0.0	0.0

Signify Classified - Internal
Cooper Lighting Solutions Photometric Lab
1121 Highway 74 South
Peachtree City, GA 30269

Scaled Data Report



Report Generated By 670245982

Signify Classified - Internal
Cooper Lighting Solutions Photometric Lab
1121 Highway 74 South
Peachtree City, GA 30269

Scaled Data Report



Signify Classified - Internal
Cooper Lighting Solutions Photometric Lab
1121 Highway 74 South
Peachtree City, GA 30269

Scaled Data Report



Signify Classified - Internal
Cooper Lighting Solutions Photometric Lab
1121 Highway 74 South
Peachtree City, GA 30269

Scaled Data Report



Signify Classified - Internal
Cooper Lighting Solutions Photometric Lab
1121 Highway 74 South
Peachtree City, GA 30269

Scaled Data Report



--- HS — SS

Signify Classified - Internal
Cooper Lighting Solutions Photometric Lab
1121 Highway 74 South
Peachtree City, GA 30269

Scaled Data Report



u

Signify Classified - Internal
Cooper Lighting Solutions Photometric Lab
1121 Highway 74 South
Peachtree City, GA 30269

Scaled Data Report



Signify Classified - Internal
Cooper Lighting Solutions Photometric Lab
1121 Highway 74 South
Peachtree City, GA 30269

Scaled Data Report



(END OF REPORT)